



**HOULIHAN  
CAPITAL**

*Value. Added.*



Industry Observations – June 30, 2020

# Containers, Packaging and Paper Products Industries

## Select Packaging, Container and Paper Products Public Company Industry Data As of June 30, 2020

(USD in millions, except per share data)

Company Name	Ticker	Market Data				LTM Operating Data			Forward Estimates		
		Price at 06/30/20	% of 52 Week High	Equity Value	Enterprise Value	Debt / Total Capital	Total Assets	LTM Revenue	LTM EBITDA	CY 2020 Revenue Estimate	CY 2020 EBITDA Estimate
<b>Plastic, Metal and Glass Containers</b>											
AptarGroup, Inc.	ATR	\$111.98	88.9%	\$7,187.63	\$8,605.93	47.0%	\$3,776.55	\$2,836.83	\$581.53	\$2,734.74	\$560.23
Ball Corporation	BLI	\$69.49	83.9%	\$22,653.86	\$31,376.81	75.3%	\$16,545.00	\$11,474.00	\$1,888.00	\$11,509.59	\$1,875.78
Berry Global Group, Inc.	BERY	\$44.32	80.2%	\$5,872.40	\$17,334.55	87.9%	\$16,949.00	\$10,747.00	\$1,762.00	\$11,359.46	\$2,053.93
Crown Holdings, Inc.	CCK	\$65.13	80.8%	\$8,638.59	\$17,632.73	81.5%	\$15,533.00	\$11,667.00	\$1,607.00	\$11,283.08	\$1,630.41
Greif, Inc.	GEF	\$34.41	68.3%	\$1,667.15	\$4,957.41	72.6%	\$5,529.00	\$4,755.40	\$717.90	\$4,562.97	\$687.16
Myers Industries, Inc.	MYE	\$14.55	75.5%	\$520.42	\$534.00	32.0%	\$348.87	\$498.83	\$60.94	\$463.48	\$55.99
Newell Brands Inc.	NWL	\$15.88	75.7%	\$6,734.71	\$13,282.95	65.6%	\$13,903.00	\$9,558.90	\$1,254.50	\$8,787.35	\$1,079.48
O-I Glass, Inc.	OI	\$8.98	50.3%	\$1,406.01	\$7,228.34	98.8%	\$9,504.00	\$6,614.00	\$1,027.00	\$6,009.61	\$986.31
Silgan Holdings Inc.	SLGN	\$32.39	90.1%	\$3,591.12	\$7,526.46	74.8%	\$5,528.54	\$4,493.18	\$638.29	\$4,837.55	\$733.92
Tupperware Brands Corporation	TUP	\$4.75	24.9%	\$232.82	\$1,281.30	151.3%	\$1,295.20	\$1,686.50	\$173.30	\$1,438.65	\$210.90
<b>Paper Packaging</b>											
Graphic Packaging Holding Company	GPK	\$13.99	82.5%	\$3,907.64	\$7,981.09	62.8%	\$7,666.40	\$6,311.50	\$853.00	\$6,408.84	\$1,070.24
Packaging Corporation of America	PKG	\$99.80	86.9%	\$9,374.59	\$11,674.28	46.5%	\$7,347.60	\$6,939.30	\$1,399.90	\$6,625.43	\$1,169.68
Scaled Air Corporation	SEE	\$32.85	71.6%	\$5,113.52	\$9,486.90	104.8%	\$5,671.00	\$4,852.30	\$900.00	\$4,645.49	\$956.11
Sonoco Products Company	SON	\$52.29	78.5%	\$5,246.22	\$7,070.98	52.4%	\$5,012.14	\$5,325.80	\$770.27	\$5,152.88	\$762.76
UFP Technologies, Inc.	UFPT	\$44.06	83.8%	\$329.69	\$350.35	2.0%	\$194.21	\$199.33	\$32.74	\$185.68	N/A
<b>Paper Products</b>											
P. H. Glatfelter Company	GLT	\$16.05	84.3%	\$711.20	\$982.21	40.4%	\$1,244.19	\$930.10	\$117.30	\$859.41	\$117.70
Clearwater Paper Corporation	CLW	\$36.13	93.0%	\$598.71	\$1,576.16	69.6%	\$1,896.80	\$1,810.60	\$161.00	\$1,877.68	\$214.51
Schweitzer-Mauduit International, Inc.	SWM	\$33.41	71.6%	\$1,042.24	\$1,657.02	56.3%	\$1,655.20	\$1,026.30	\$196.10	\$1,044.85	\$195.00

Notes: LTM (latest twelve months); Enterprise Value (market capitalization less total cash and short-term investments plus short-term borrowings and total long-term debt);

EBITDA (earnings before interest, taxes, depreciation and amortization)

Source: Capital IQ

The material contained in this publication is meant to provide general information regarding valuation topics. This publication does not constitute investment advice with respect to the securities of any company discussed herein, is not intended to provide information upon which to base an investment decision, and should not be construed as such. Professional advice should be obtained before taking any action based on the information contained herein.

Publicly available information utilized in this publication has been obtained from sources deemed to be reliable. Houlihan does not guarantee the accuracy or completeness of the information provided within this publication. The material presented reflects information known to the authors at the time this publication was written and this information is subject to change.

## Select Containers, Packaging and Paper Products Public Company Valuation Metrics As of June 30, 2020

(USD in millions, except per share data)

Company Name	Ticker	LTM Operating Statistics						Trading Multiples			
		Return On Assets	Return On Equity	Return On Capital	Revenue Growth	EBITDA Growth	EBITDA Margin	TEV/ LTM Revenue	TEV/ CY 2020 Revenue	TEV/ LTM EBITDA	TEV/ CY 2020 EBITDA
<b>Plastic, Metal and Glass Containers</b>											
AptarGroup, Inc.	ATR	6.7%	15.3%	8.3%	1.1%	5.8%	20.5%	3.0x	3.1x	14.8x	15.4x
Ball Corporation	BLL	4.5%	13.9%	6.9%	-1.4%	5.1%	16.5%	2.7x	2.7x	16.6x	16.7x
Berry Global Group, Inc.	BERY	4.8%	26.1%	5.9%	33.5%	30.7%	16.4%	1.6x	1.5x	9.8x	8.4x
Crown Holdings, Inc.	CCK	4.5%	34.2%	6.4%	-0.4%	-6.4%	13.8%	1.5x	1.6x	11.0x	10.8x
Greif, Inc.	GEF	5.4%	16.3%	7.1%	15.7%	28.0%	15.1%	1.0x	1.1x	6.9x	7.2x
Myers Industries, Inc.	MYE	6.8%	20.5%	9.5%	-9.8%	10.6%	12.2%	1.1x	1.2x	8.8x	9.5x
Newell Brands Inc.	NWL	3.1%	-24.1%	4.4%	-8.0%	-7.6%	13.1%	1.4x	1.5x	10.6x	12.3x
O-I Glass, Inc.	OI	3.8%	-75.1%	5.5%	-2.4%	-3.4%	15.5%	1.1x	1.2x	7.0x	7.3x
Silgan Holdings Inc.	SLGN	5.2%	21.3%	6.9%	0.7%	4.2%	14.2%	1.7x	1.6x	11.8x	10.3x
Tupperware Brands Corporation	TUP	5.8%	N/A	10.0%	-16.3%	-51.3%	10.3%	0.8x	0.9x	7.4x	6.1x
	Mean	5.1%	5.4%	7.1%	1.3%	1.6%	14.8%	1.6x	1.6x	10.5x	10.4x
	Median	5.0%	16.3%	6.9%	-0.9%	4.6%	14.7%	1.5x	1.5x	10.2x	9.9x
<b>Paper Packaging</b>											
Graphic Packaging Holding Company	GPK	3.5%	7.3%	4.7%	3.5%	-13.8%	13.5%	1.3x	1.2x	9.4x	7.5x
Packaging Corporation of America	PKG	8.8%	21.9%	11.1%	-1.7%	-9.6%	20.2%	1.7x	1.8x	8.3x	10.0x
Sealed Air Corporation	SEE	8.4%	N/A	12.8%	2.9%	8.1%	18.5%	2.0x	2.0x	10.5x	9.9x
Sonoco Products Company	SON	6.6%	16.8%	9.2%	-2.1%	4.3%	14.5%	1.3x	1.4x	9.2x	9.3x
UFP Technologies, Inc.	UFPT	7.9%	12.8%	9.0%	2.3%	7.9%	16.4%	1.8x	1.9x	10.7x	N/A
	Mean	7.1%	14.7%	9.3%	1.0%	-0.6%	16.6%	1.6x	1.7x	9.6x	9.2x
	Median	6.2%	14.8%	9.2%	2.3%	4.3%	16.4%	1.7x	1.8x	9.4x	9.6x
<b>Paper Products</b>											
P. H. Glatfelter Company	GLT	3.3%	-4.2%	4.5%	5.2%	37.8%	12.6%	1.1x	1.1x	8.4x	8.3x
Clearwater Paper Corporation	CLW	1.6%	0.2%	2.1%	5.5%	-8.8%	8.9%	1.6x	1.6x	8.4x	8.5x
Schweitzer-Mauduit International, Inc.	SWM	5.5%	15.8%	6.8%	-1.1%	4.8%	19.1%	0.9x	0.8x	9.8x	7.3x
	Mean	3.5%	3.9%	4.5%	3.2%	11.2%	13.5%	1.2x	1.2x	8.9x	8.1x
	Median	3.3%	0.2%	4.5%	5.2%	4.8%	12.6%	1.1x	1.1x	8.4x	8.3x

Notes: LTM (latest twelve months); NTM (next twelve months); EBITDA (earnings before interest, taxes, depreciation and amortization); TEV (total enterprise value)

Source: Capital IQ

Containers, Packaging and Paper Products Public Company LTM Equity Performance  
As of June 30, 2020



Note: The indices are derived from the equity performance of the previously listed companies. Source: Capital IQ

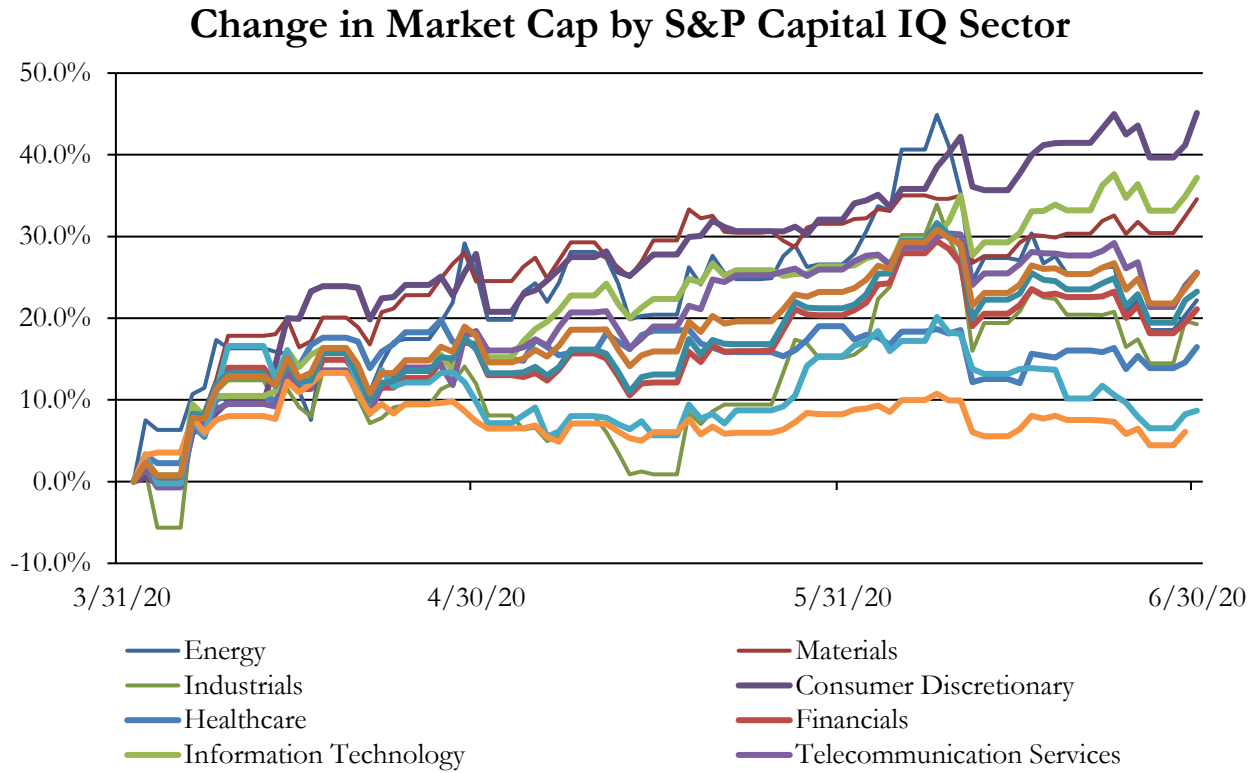
## Recent M&A Activity in the Containers, Packaging and Paper Products Industries YTD as of June 30, 2020

(USD in millions)

Close Date	Target	Acquirer	Target Company Primary Industry	Implied Enterprise Value
2/17/2020	630,000 acres of Timberland in Montana	Southern Pine Plantations, Inc.	Forest Products	\$145.00
3/26/2020	Elliott Sawmilling Co., Inc.	Canfor Southern Pine, Inc.	Forest Products	\$110.50
5/31/2020	Consumer Packaging Group Business of Greif, Inc.	Graphic Packaging International, LLC	Paper Packaging	\$85.00
6/29/2020	Schoenck Containers, Inc.	Mason Wells, Inc.	Metal and Glass Containers	\$85.00
6/19/2020	Operating assets of Quest Design & Fabrication LLC and Quest	Universal Forest Products, Inc. (nka:UFP Industries, Inc.)	Forest Products	\$21.85
6/12/2020	Rapak, LLC	TriMas Corporation	Paper Packaging	\$12.00
6/4/2020	Domo Industry, Inc.	Total Faith Holdings Limited	Metal and Glass Containers	\$0.08
5/26/2020	Hub Folding Box Company, Inc.	GPA Global	Paper Packaging	N/A
5/13/2020	Point of Sale Paper Business of Appvion Operations, Inc.	Domtar Corporation	Paper Products	N/A
5/15/2020	Substantially All the Assets of Honeymoon Paper Products, Inc.	Southern Champion Tray, LP	Paper Packaging	N/A
5/8/2020	Coastal Corrugated, Inc.	Atlantic Corporation	Paper Packaging	N/A
5/7/2020	D&H Bark Inc.	Kamps Pallets, Inc.	Forest Products	N/A
5/4/2020	Shoreline Container Inc.	New-Indy Containerboard LLC	Paper Packaging	N/A
4/30/2020	Permac Enterprises Inc	Guglielmo Sauce, LLC	Metal and Glass Containers	N/A
4/29/2020	Paradise Plastics, Inc.	Portage Plastics Corporation	Metal and Glass Containers	N/A
4/28/2020	Excel Displays & Packaging	Welch Packaging Group, Inc.	Paper Packaging	N/A
4/20/2020	Vecor Company, Inc. (nka:Coastal Honeycomb, LLC)	The Coastal Group, Inc.	Paper Packaging	N/A
4/17/2020	Grigg Box Co., Inc.	Spell Capital Partners, LLC	Paper Packaging	N/A
4/7/2020	Pope MGP, Inc. / Pope EGP, Inc. / Pope Resources, A Delaware	Rayonier Inc.; Rayonier Operating Company LLC	Forest Products	N/A
4/1/2020	Green Trip Recycling Inc	Kamps Pallets, Inc.	Paper Packaging	N/A
3/13/2020	Clarion Industries, LLC	Kaindl Invest GmbH	Forest Products	N/A
3/9/2020	Stündenglass Inc.	Grenco Science, Inc.	Metal and Glass Containers	N/A
3/6/2020	IBC Manufacturing Assets of Hoover Ferguson Group, Inc.	Tank Holdings Corp.	Metal and Glass Containers	N/A
3/3/2020	Motion Envelope, Inc.	Tension Envelope Corporation	Paper Products	N/A
3/3/2020	Midwest Can Company	Argand Partners, LP	Metal and Glass Containers	N/A
2/17/2020	Pax Corrugated Products, Inc.	Welch Packaging Group, Inc.	Paper Packaging	NA
2/14/2020	North Cal Wood Products, Inc.	Kush, Inc.	Forest Products	NA
2/12/2020	Planet Wise Inc.	365 Holdings	Paper Packaging	NA
2/10/2020	Beaver Paper & Graphic Media, Inc.	Papierfabrik August Koehler SE	Paper Products	NA
2/4/2020	NanoCool LLC	Pelican BioThermal LLC	Paper Packaging	NA
2/3/2020	Tri-Lakes Container Corp.	Welch Packaging Group, Inc.	Paper Packaging	NA
2/1/2020	Three Sawmills of Conifex Timber Inc.	Resolute FP US Inc.	Forest Products	NA
1/28/2020	Innovative Construction Group of North Florida, Inc.	PulteGroup, Inc.	Forest Products	NA
1/15/2020	American Keg Company, LLC	Blefa Kegs Inc.	Metal and Glass Containers	NA
1/15/2020	Pretium Packaging, LLC	Clearlake Capital Group, L.P.	Metal and Glass Containers	NA
1/14/2020	Pallets-Foam-In-Place-Packaging, Inc.	Freeman Spogli Management Co., L.P.	Forest Products	NA
1/13/2020	Outdoor Recreation Company of America, LLC	MacNeill Pride Group	Metal and Glass Containers	NA
1/7/2020	Packaging Solutions, Inc.	TricorBraun, Inc.	Metal and Glass Containers	NA
12/31/2019	Legendary Millwork Inc.	Mans Lumber and Millwork	Forest Products	NA
12/31/2019	Power Packaging, Inc.	MSI Express, Inc.	Metal and Glass Containers	NA
12/31/2019	Thermoform Engineered Quality LLC/Plastique Holdings Ltd.	Sonoco Plastics, Inc.; Sonoco Holdings, Inc.	Metal and Glass Containers	NA
12/31/2019	Prime Wood Craft, Inc.	Northwest Pallet Services, LLC (nka:Prime360)	Paper Packaging	NA
12/31/2019	Plant in Libertyville, Ill.	Flex Ltd.	Metal and Glass Containers	NA
12/20/2019	Midwest Recycled and Coated Containerboard Mill, LLC	Industrial Opportunity Partners, LLC; Industrial	Paper Products	NA
12/20/2019	North American, Costa Rican, and Japanese businesses of Closure	Cerberus Capital Management, L.P.	Metal and Glass Containers	NA
12/10/2019	Metrie Poplar manufacturing facility in Jeffersonville, Kentucky	Powell Valley Millwork LLC	Forest Products	NA
12/10/2019	LBP Manufacturing LLC	Sabert Corporation	Paper Packaging	NA
11/21/2019	Davis Core & Pad Company	Drew Foam Companies, Inc.	Metal and Glass Containers	NA
11/19/2019	Plantgistics Holdings, LLC	A&R Logistics, Inc.	Paper Packaging	NA
11/14/2019	Versatile Packagers, LLC	South Atlantic Packaging Corporation	Metal and Glass Containers	NA
11/13/2019	555,000 Acres of Michigan Timberlands	The Lyme Timber Company LP	Forest Products	NA
11/7/2019	TKCups-Sorg's	Gemini Industries, LLC	Paper Products	NA
10/30/2019	Total Assets of Phiifer Lumber Co.	H&H Hardwoods L.L.C.	Forest Products	NA
10/22/2019	Packaging Business of General Packaging Products, Inc.	Jamestown Container Corporation	Metal and Glass Containers	NA
10/18/2019	Grip-Pak, Inc.	ProMach Inc.	Metal and Glass Containers	NA
10/9/2019	Popular Ink, LLC	PPC Flexible Packaging LLC	Metal and Glass Containers	NA
10/3/2019	Assets of Design Packaging, Inc.	Vivabox Solutions, LLC	Paper Packaging	NA
10/1/2019	Zenith Specialty Bag Co., Inc.	Novolex	Paper Packaging	NA
9/30/2019	Stratos LLC	Cutting Edge Gifts	Metal and Glass Containers	NA
9/26/2019	Two Sawmills in Virginia	The Teal-Jones Group	Forest Products	NA
9/16/2019	Pallet USA, LLC	Universal Forest Products, Inc. (nka:UFP Industries, Inc.)	Forest Products	NA
9/13/2019	Certain assets of Orchids Paper Products Company	Cascades Inc.	Paper Products	NA
9/13/2019	CTS Packaging, LLC	Graphic Village, LLC	Paper Packaging	NA
9/4/2019	Transpak Corporation	FCA, LLC	Paper Packaging	NA
9/4/2019	Contractor's Truss Systems	American Construction Source LLC	Forest Products	NA

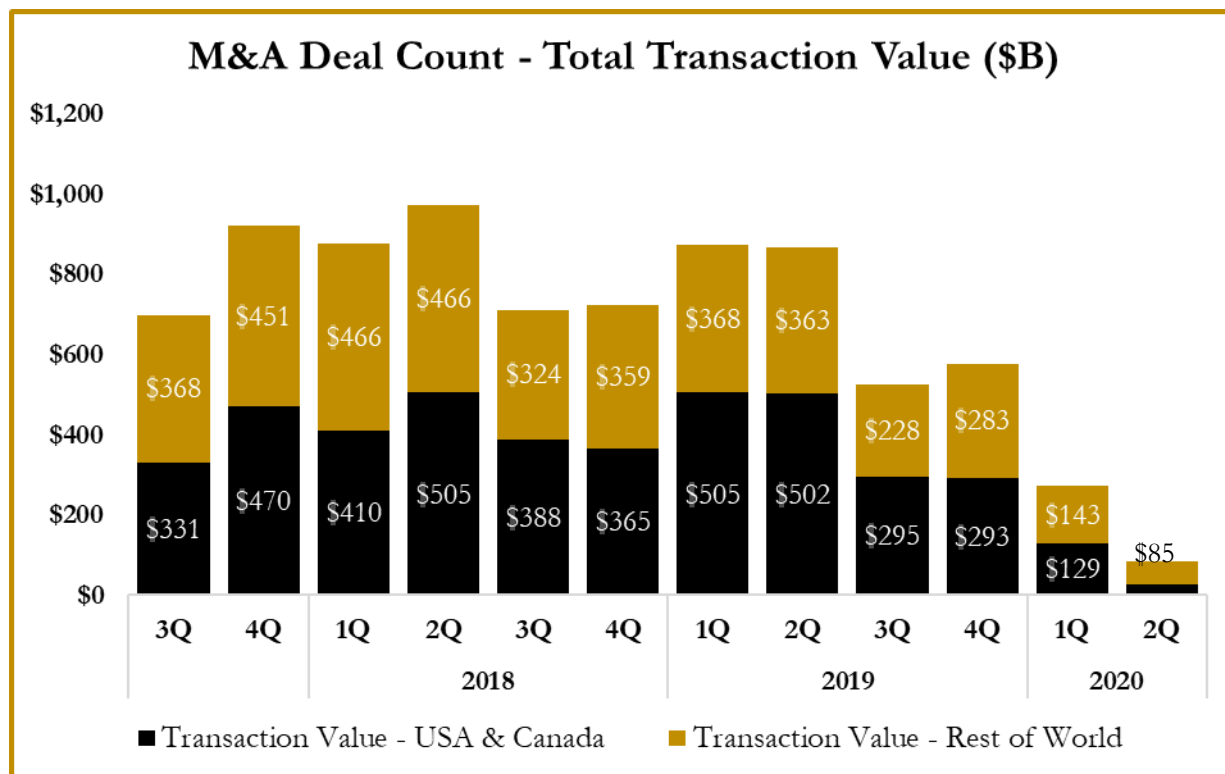
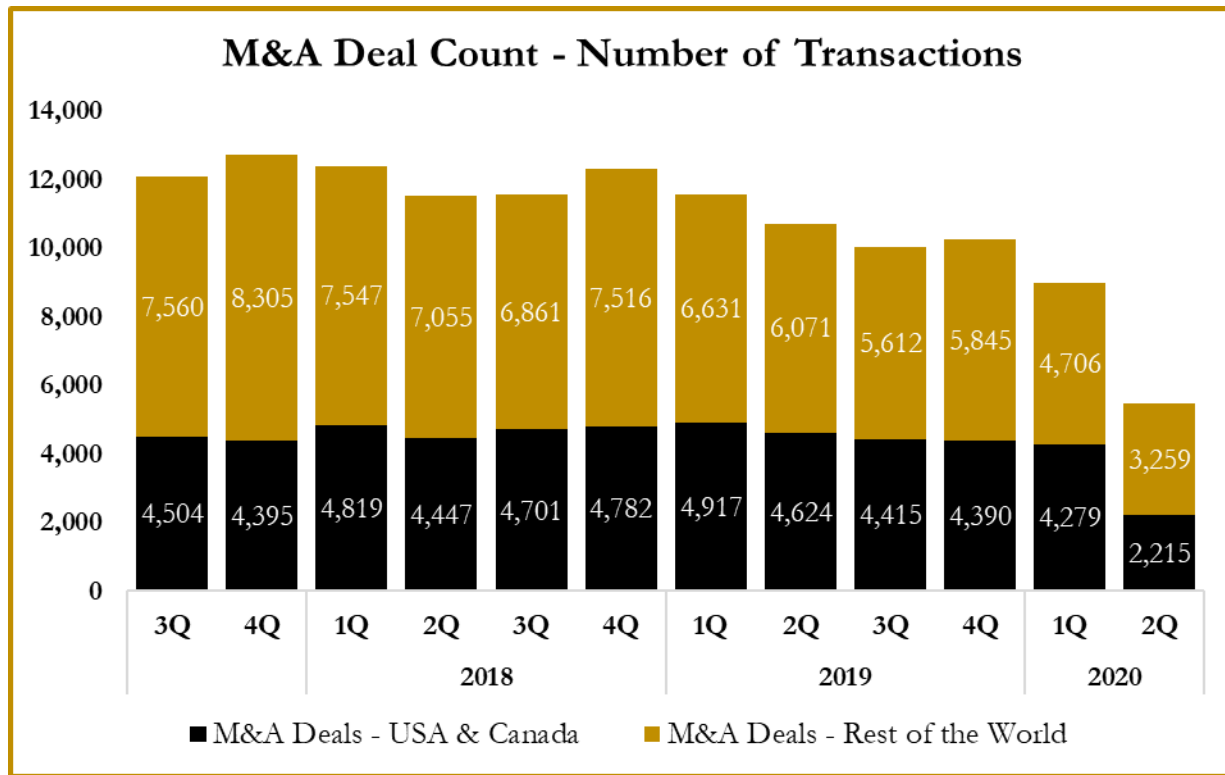
Source: Capital IQ

S&P Capital IQ - Sector Last 3 Month Equity Performance  
As of June 30, 2020

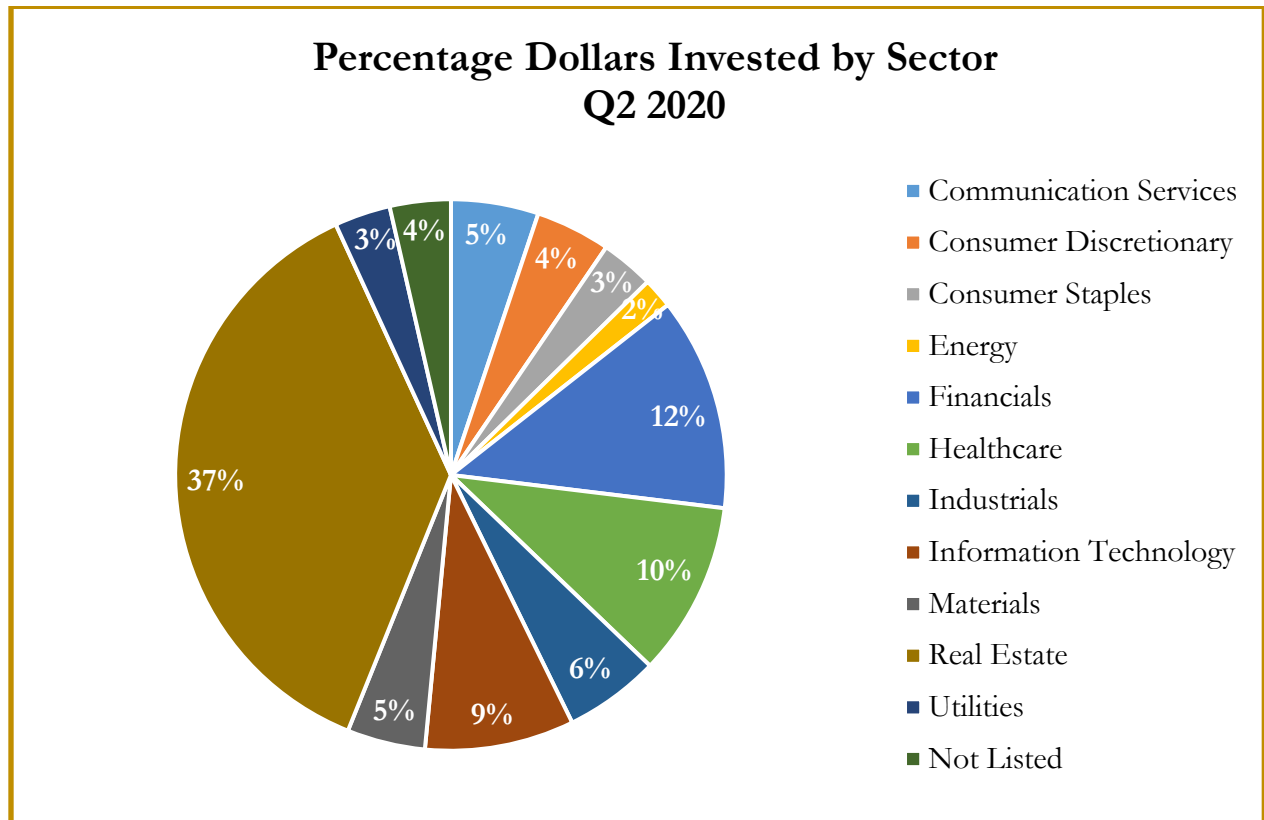


Note: The indices are derived from the equity performance of the S&P Capital IQ Sectors. Source: Capital IQ

M&A Deal Flow Statistics by S&P Capital IQ Sector  
As of June 30, 2020



M&A Deal Flow Statistics by S&P Capital IQ Sector  
As of June 30, 2020







## About Us

Houlihan Capital is a leading, solutions-driven valuation, financial advisory and boutique investment banking firm. We pride ourselves on being thought leaders in an ever-changing landscape.

Houlihan Capital is SOC-compliant, a FINRA and SIPC member and committed to the highest levels of professional ethics and standards.

## Valuation & Financial Advisory

We provide an array of services that include enterprise valuations, portfolio valuation, valuation of carried interest, transaction opinions, tax and financial reporting compliance, purchase price allocations, and a wide variety of consulting services through our Financial Advisory Group.

## Investment Banking

Through our Investment Banking Group, we offer sell side/buy side advisory and capital raises. Through our Special Situations desk, we provide services that fit outside the archetypal verticals, including liquidity solutions, transactional advisory, and secondary market advisory and trading.

## Litigation Support

Our team provides support for a wide variety of situations including commercial and shareholder disputes, derivatives and structured finance litigation, and fraudulent conveyance.

**For additional information about our industry expertise and services, visit:**

**[www.houlihancapital.com](http://www.houlihancapital.com)**

---

### Andrew Smith

asmith@houlihancapital.com  
312.450.8610

### Paul Clark

pclark@houlihancapital.com  
312.450.8656

### Michael Norton

mnorton@houlihancapital.com  
312.450.8628

### Monica Blocker

mblocker@houlihancapital.com  
312.450.8699

---