

The background of the slide features a collage of physical cryptocurrency coins, including gold and silver Bitcoin and Ethereum tokens, scattered over a digital trading interface. The interface displays candlestick charts for various crypto pairs, such as ETHUSD and XRPUSD, with price levels and time intervals (1m, 30m, 1h) visible. A semi-transparent white box is overlaid on the center of the image, containing the main title text.

Industry Update
Crypto & Venture Capital
Q4 2024

Stats at a Glance

Q4 2024

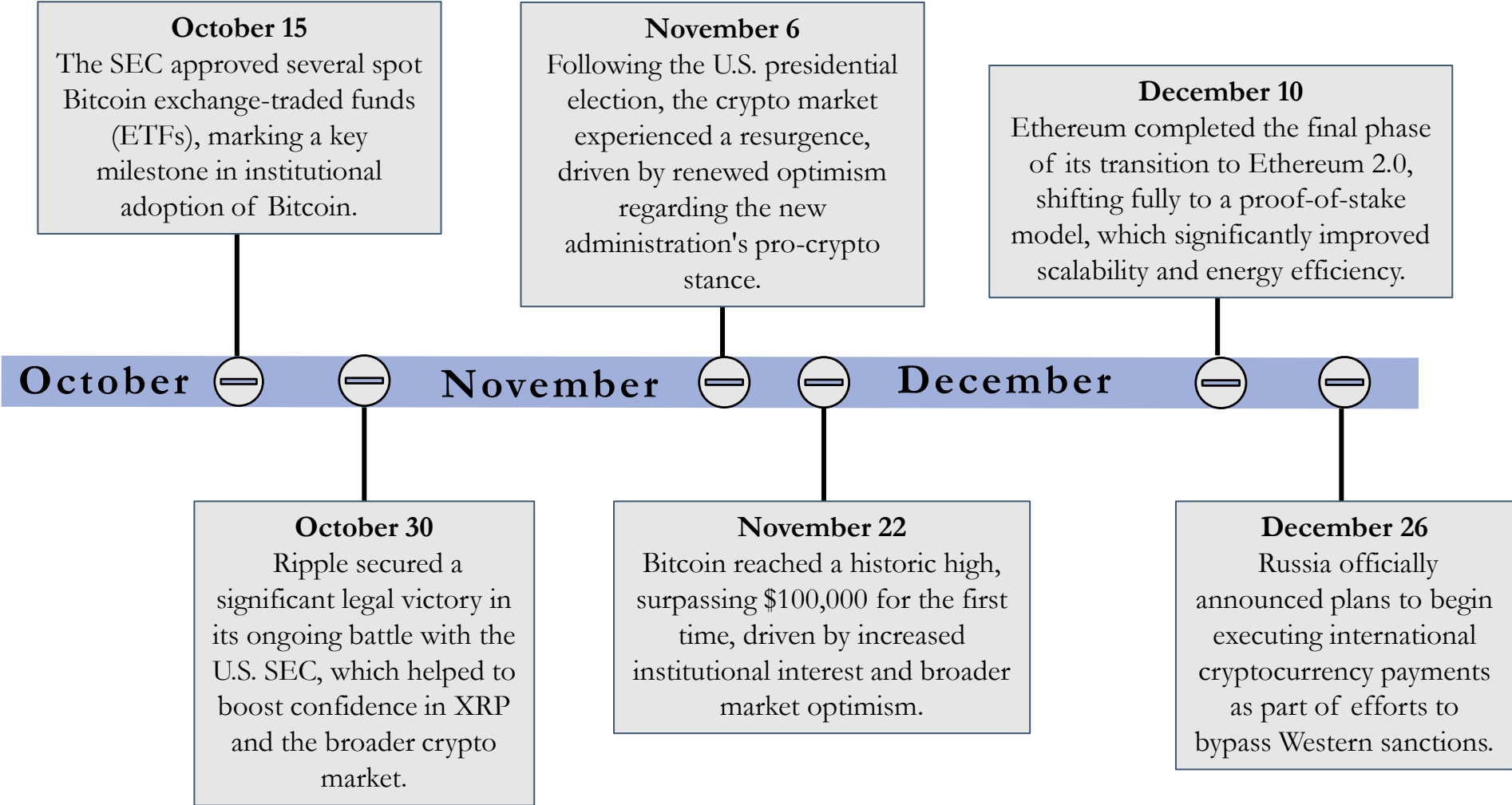
Cryptocurrency	
Total Cryptocurrency Market	Total Altcoin Market
<ul style="list-style-type: none">Market Cap: \$3.91 trillionQoQ growth: 45.7%Daily Trading Volume: \$200 billionBitcoin Dominance: 53.6%	<ul style="list-style-type: none">Market Cap: \$1.81 trillionQoQ growth: 67.99%Daily Trading Volume: \$92 billionEthereum Dominance: 20.4%

Venture Capital (All Sectors)	
Deal Count	Deal Value
<ul style="list-style-type: none">Total deals: 5,842QoQ growth: -3.5%YoY growth: -18.9%YTD growth: -19.0%	<ul style="list-style-type: none">Total deal value: \$86.2BQoQ growth: +52.6%YoY growth: +57.0%YTD growth: +39.0%

Source: Pitchbook.com, Messari.io, Coinmarketcap.com

Crypto Market Timeline

Q4 2024



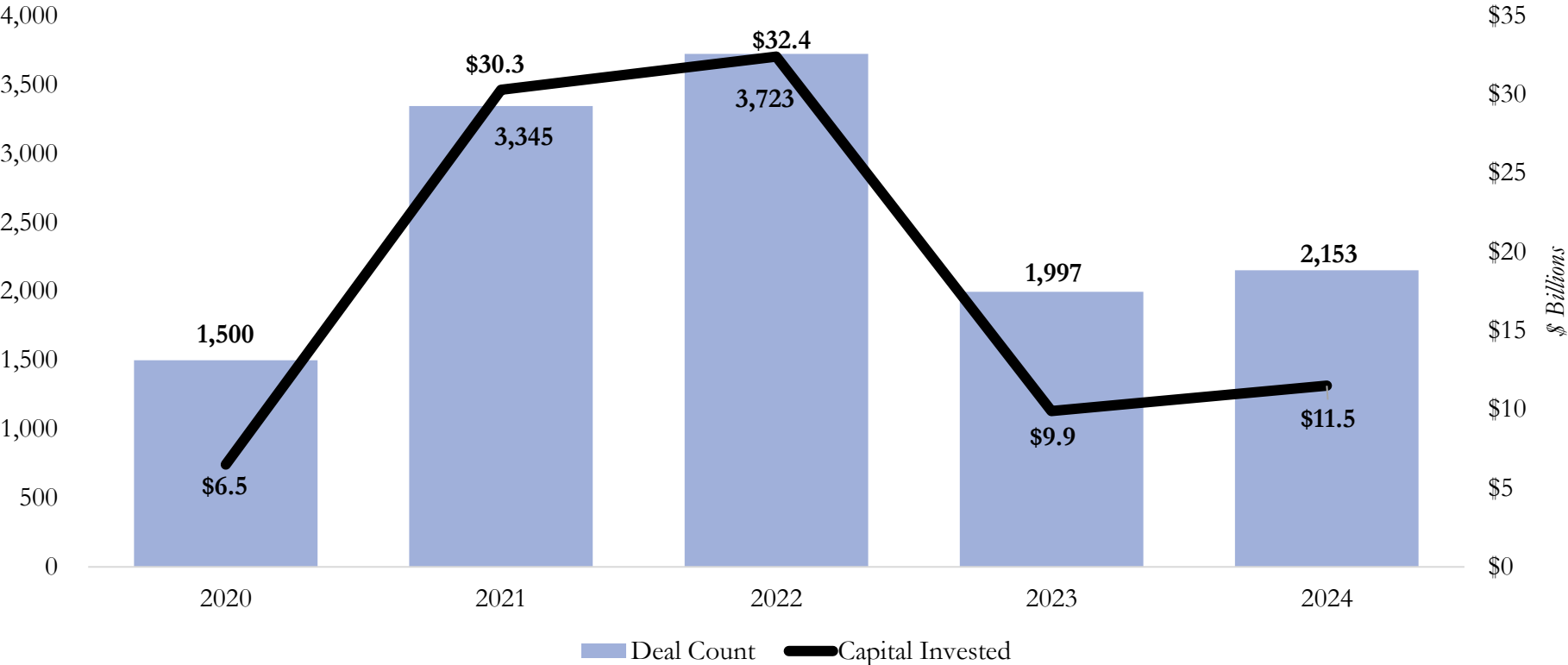
Source: Pitchbook.com, Press Releases

Crypto VC Trends

Capital Invested, Deal Count, Valuations

In Q4 2024, venture capital investment in crypto startups reached \$3.5 billion, marking a 46% increase QoQ. This funding was spread across 416 deals, a 13% decrease from the previous quarter. While crypto-specific deal valuations grew at a faster pace than the broader VC industry in Q3, they remained flat in Q4.

In 2024, venture capitalists invested \$11.5 billion into crypto and blockchain startups across 2,153 deals, reflecting sustained interest in the sector despite challenging market conditions.



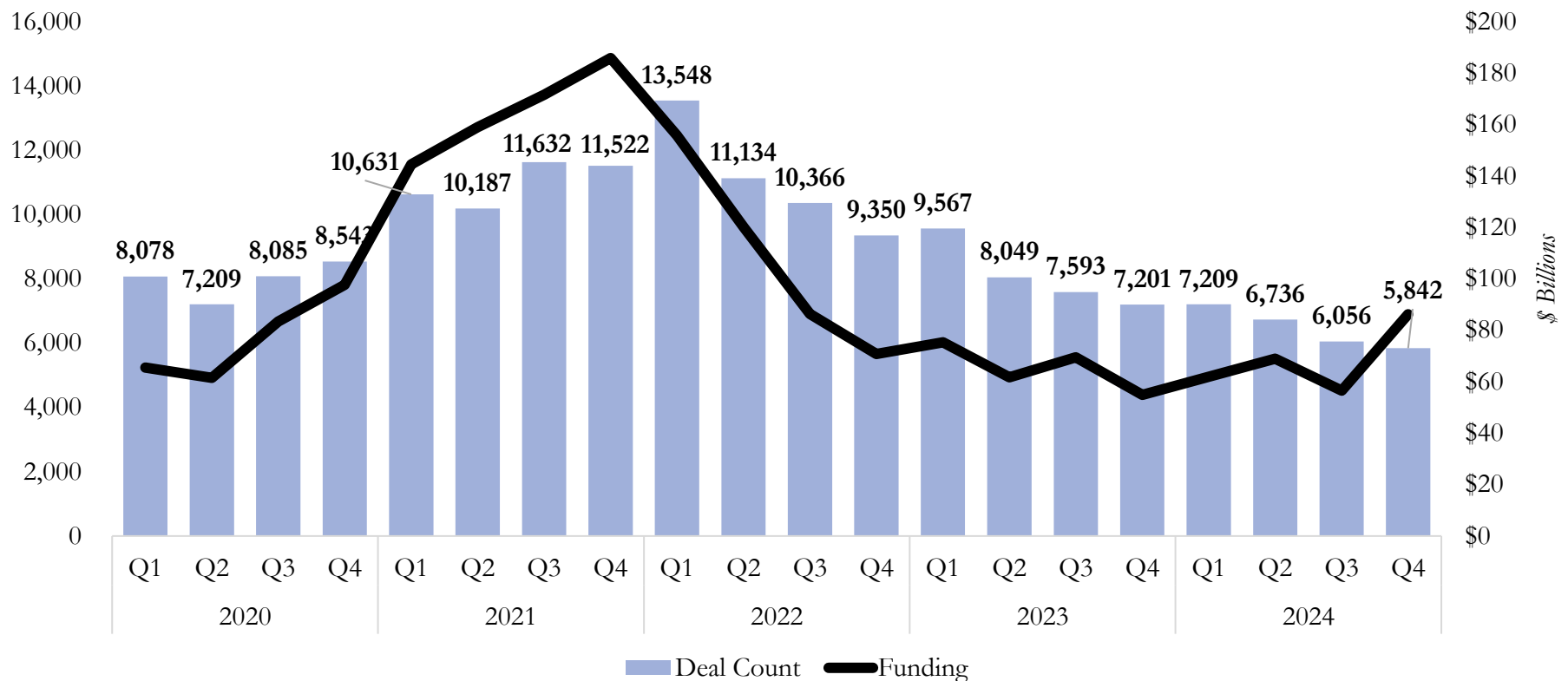
Source: Pitchbook.com

Venture Capital (All Sectors) Trends

Deal Count, Capital Invested, Return of LP Capital

Despite a 3.5% decline in deal count in Q4 2024, total funding surged 52.6% QoQ to \$86.2 billion, marking a two-year high.

Deal activity increased across nearly all stages in 2024, with pre-seed, seed, and early-stage deals reaching yearly highs, while late-stage deals rebounded slightly after two quarters of declines. High interest rates and inflation limited venture exit activity, while the Federal Reserve cut rates three times in 2024, with additional reductions expected in 2025.



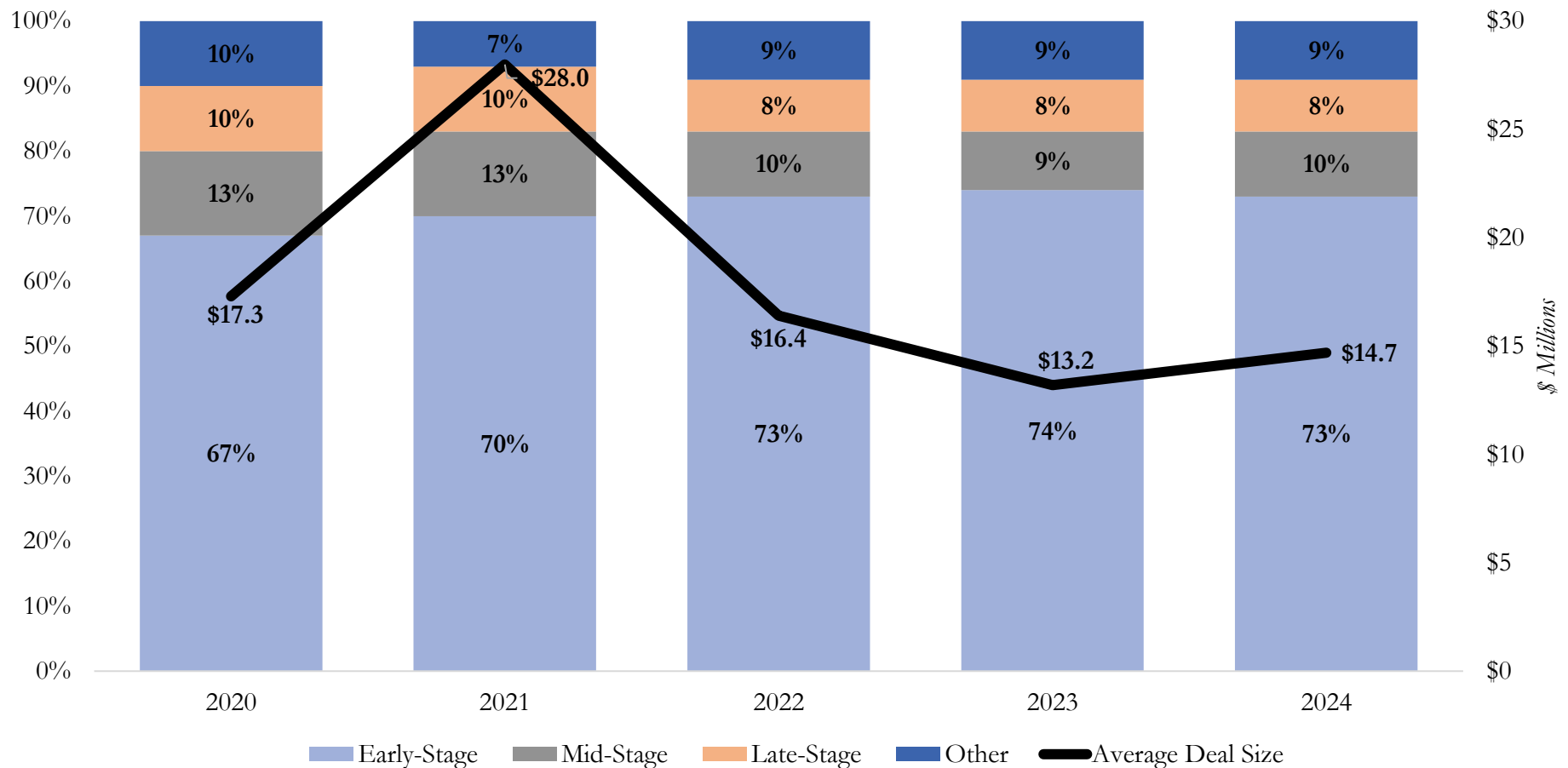
Source: Pitchbook.com

VC Deal Activity by Deal Stage & Deal Size

As of Q4 2024

VC investment in early-stage deals fell for the second consecutive year, while late-stage dealmaking saw a modest rebound after two quarters of declines.

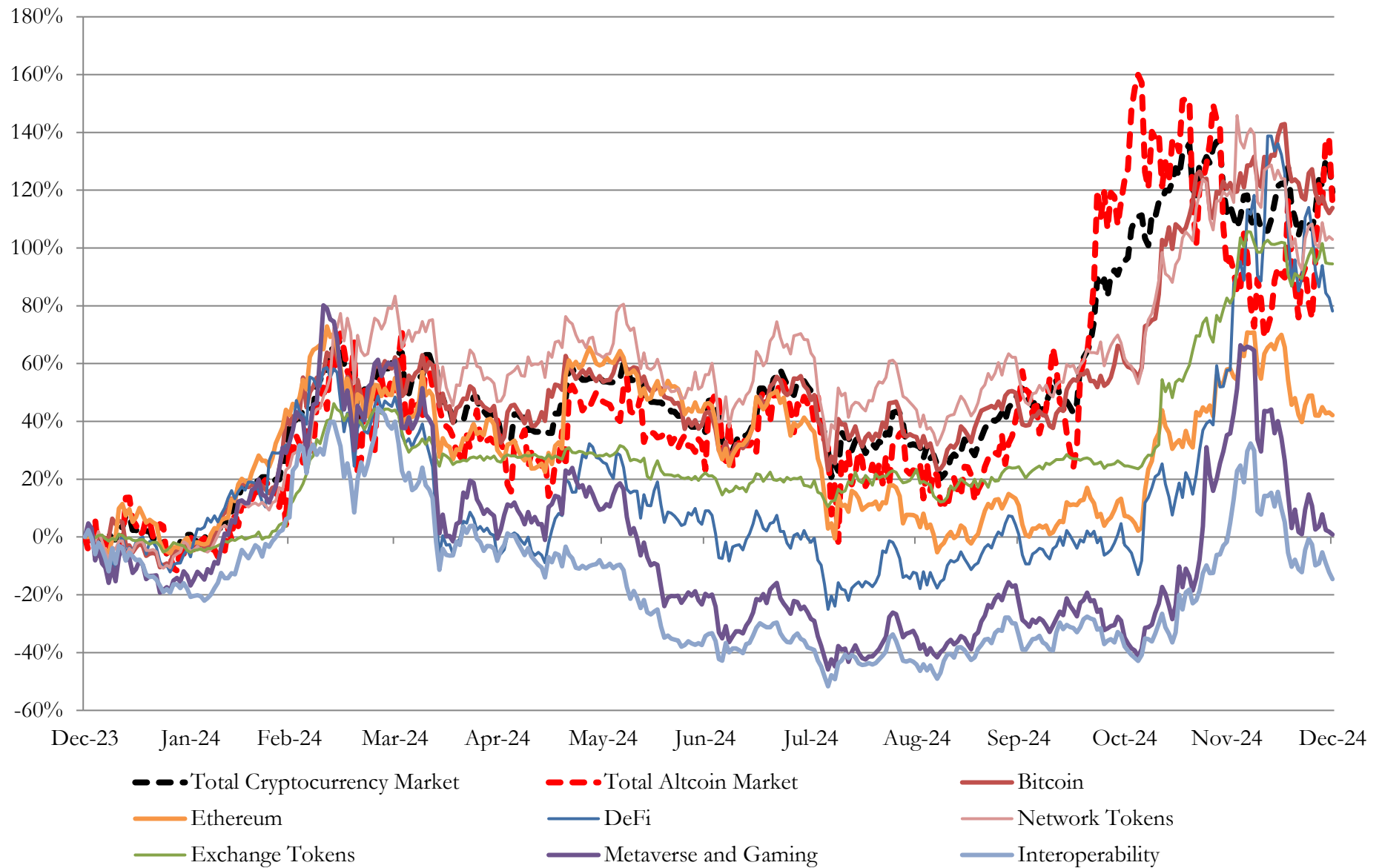
LPs remain cautious, turning to alternative investment asset classes, as fundraising in 2024 wraps up at its lowest level in years.



Source: Pitchbook.com

LTM Change in Market Capitalization by Cryptoasset Sector

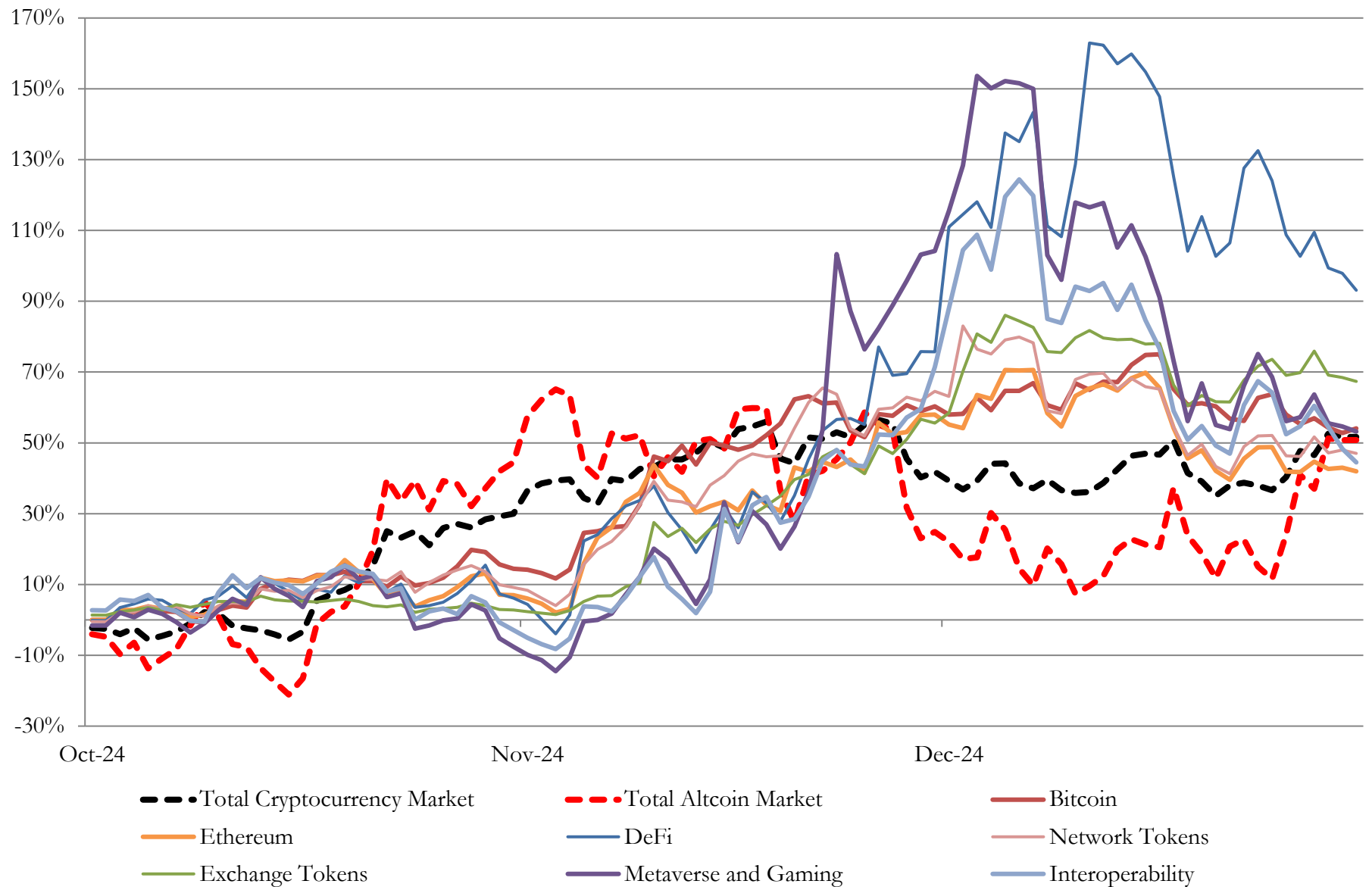
As of Q4 2024



Source: Messari.io & CoinMarketCap.

Last Three Months Change in Market Capitalization by Cryptoasset Sector

As of Q4 2024



Source: Messari.io & CoinMarketCap.

Houlihan Capital

About Us

Houlihan Capital is a leading, solutions-driven valuation, financial advisory and investment banking firm. We pride ourselves on being thought leaders in an ever-changing landscape.

Houlihan Capital is SOC-compliant, a FINRA and SIPC member and committed to the highest levels of professional ethics and standards.

Valuation & Financial Advisory

- **Portfolio Valuation (ASC 820)**
- **Complex & Illiquid Securities (Level 3)**
- **Cryptoasset /Blockchain Valuations**
 - Locked Token Valuations
- **Enterprise Valuations**
- **Fairness & Solvency Opinions**
 - SPAC Fairness
- **Estate & Gift Valuations**
- **Purchase Price Allocation (ASC 805)**
- **Goodwill Impairment Testing (ASC 350)**
- **Stock-based Compensation (ASC 718, IRC 409A)**

Investment Banking

- **Mergers & Acquisitions**
 - Sell-Side Advisory
 - Sale of Minority Ownership Positions
 - Leveraged Buyouts
 - Majority Recapitalizations
 - Corporate Divestitures
- **Corporate Financial Services**
 - Financial Modeling
 - Investor Presentation
 - Valuation Analysis
 - Strategic Advisory

For questions or inquiries regarding our services, please contact:

info@houlihancapital.com